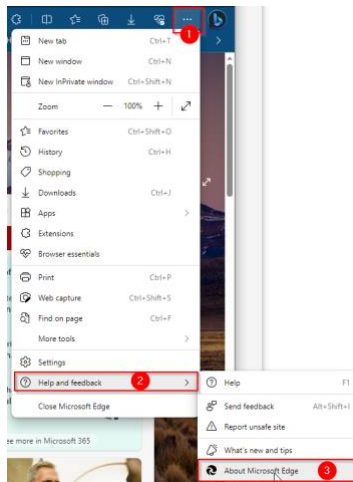


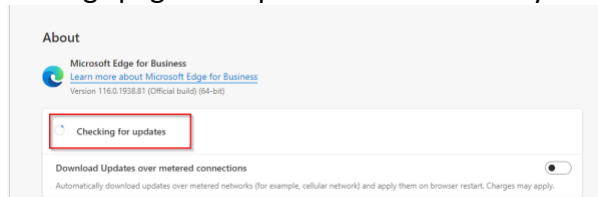
September 14, 2023

How to Update Microsoft Edge

- 1) Left Click **the three dots ...** in the upper right-hand corner of the screen
- 2) In the first menu select **Help and Feedback**
- 3) In the second menu select **About Microsoft Edge**



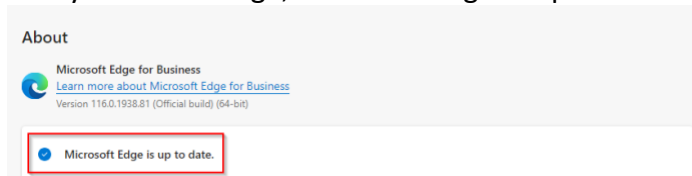
Settings page will open and automatically check for updates:



When Edge fully updates you will get this message.

NOTE: You may be asked to close your browser

One you restart Edge, the "Checking for Updates" will change to "Edge is up to date."



If you need assistance with updating your devices please call RMTS support at:

720-317-3179

or email us at

support@rmts-colorado.com